metric units

MARK	NO. REQD.	LENGTH (mm)	TYPE	A (mm)	B (mm)	C (mm)	INCRM.	REAR ABUT. PHASE 1	REAR ABUT. PHASE 2	FORWARD ABUT. PHASE 1	FORWARD ABUT. PHASE 2	WEIGHT (kg)
ABUTMENTS												
A16M01	78	3825	1	775	1100	140		16	23	16	23	463
A16M02	16	7525	ST.					8		8		187
A16M03	16	10 375	ST.						8		8	258
A16M04	14	5375	ST.					7		7		117
A16M05	14	6575	ST.						7		7	143
A16M06	8	2200	3	650	750	1350		2	2	2	2	27
A16M07	8	1300	ST.					2	2	2	2	16
A16M08	8	2525	ST.					2	2	2	2	32
A16M09	24	2775	ST.					6	6	6	6	103
SER.	4	1325		580				1	1	1	1	
A16M10	SETS OF	TO	2	TO	230		550	SET OF	SET OF	SET OF	SET OF	53
	4	2975		1409				4	4	4	4	
A16M11	8	2975	2	1409	230			2	2	2	2	37
A16M12	62	2500	2	1061	455			11	20	11	20	241
A16M13	24	3525	2	1690	230			6	6	6	6	131
A16M14	62	3550	2	1590	455			11	20	11	20	342
A25M01	12	7525	ST.					6		6		359
A25M02	12	10 375	ST.						6		6	495
A29M01	4	5375	ST.					2		2		109
A29M02	4	6575	ST.						2		2	133
D25M01	62	1275	4	305	683			11	20	11	20	314
DS29M01	55	3050	ST.					22	33			849
DS29M02	55	2600	ST.							22	33	724
SP16M01	5	2075	5	765	115			2	3			74
SP16M02	5	1625	5	765	115					2	3	58
											TOTAL	5265

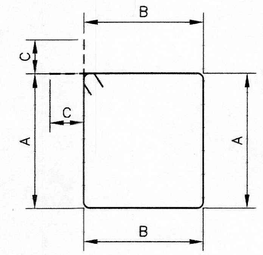

TYPE 1

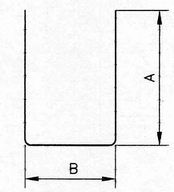

TYPE 2

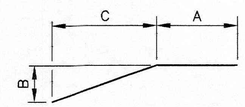

TYPE 3

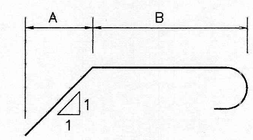

TYPE 4

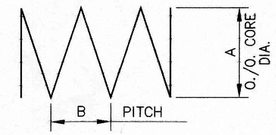

TYPE 5

NOTE:

BAR SIZE – THE BAR SIZE IS INDICATED BY THE FIRST TWO DIGITS IN THE BAR MARK.

ALL BARS ARE EPOXY COATED.

PLANS PREPARED BY: EDG ENVIRONMENTAL DESIGN GROUP

DESIGNED	DRAWN	REVIEWED	DATE
JLW	DRG	RCB	3/20/97
CHECKED	REVISED	STRUCTURE FILE NUMBER	
SAM		6002137	

REINFORCING STEEL LIST
MUS-60-43 515
OVER BRANCH OF BIG RUN

MUS-60-43.500