FED. RD. DIVISION	STATE	PROJECT	TYPE FUNDS
2	OHIO		

2/91

MUS-22(27.81-27.83)
GUE-22(0.00-3.91)

TYPICAL SECTIONS

T-71

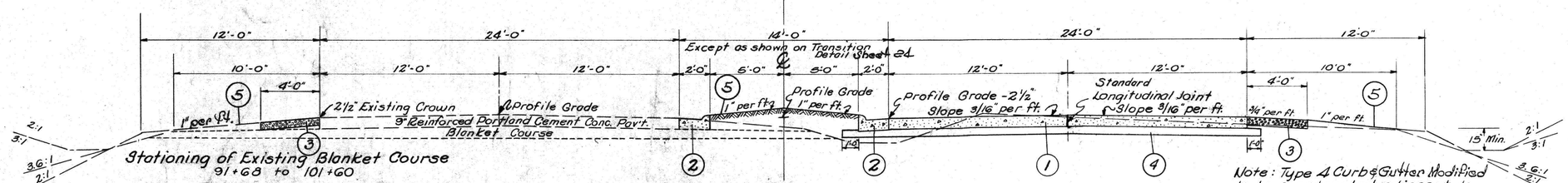

Stationing of Existing Blanket Course
91+68 to 101+60
158+00 to 165+60

Note: Type 4 Curb & Gutter Modified to be constructed adjacent to right edge of pavement at locations and as per detail on Sheet No. 2

Schedule of Stationing

Sta. 19+50	to	Sta. 23+00	=	350.00	Lin. Ft.
Sta. 44+75	to	Sta. 52+18.20	=	743.20	Lin. Ft.
Sta. 91+68	to	Sta. 102+75	=	1,107.00	Lin. Ft.
Sta. 153+25	to	Sta. 160+67	=	742.00	Lin. Ft.
* Sta. 186+02.83	to	Sta. 217+14.66	=	3,111.83	Lin. Ft.
		Total	=	6,054.03	Lin. Ft.

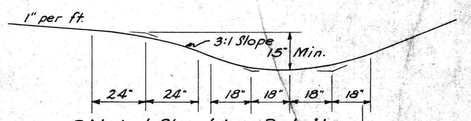

Ditch & Shoulder Detail

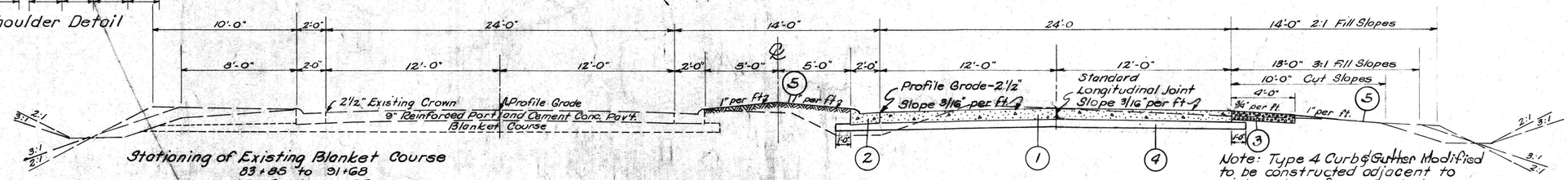

Stationing of Existing Blanket Course
83+85 to 91+68
111+20 to 120+75

Note: Type 4 Curb & Gutter Modified to be constructed adjacent to right edge of pavement at locations and as per detail on Sheet No. 2

Schedule of Stationing

Sta. 81+79.87	to	Sta. 91+68	=	988.13	Lin. Ft.
Sta. 102+75	to	Sta. 120+75	=	1,800.00	Lin. Ft.
Sta. 140+90.63	to	Sta. 153+25	=	1,234.37	Lin. Ft.
		Total	=	4,022.50	Lin. Ft.

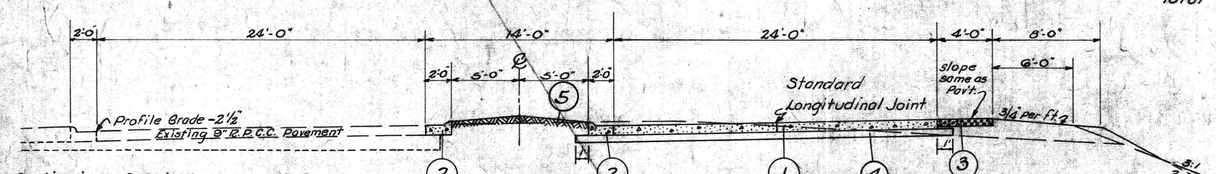

Stationing of Existing Blanket Course
69+90 to 75+80

Superelevated Curve to the Left

Schedule of Stationing

Sta. 52+18.20	to	Sta. 81+79.87	=	2,960.67	Lin. Ft.
Sta. 160+67	to	Sta. 186+02.83	=	2,535.83	Lin. Ft.
		Total		5,496.50	Lin. Ft.

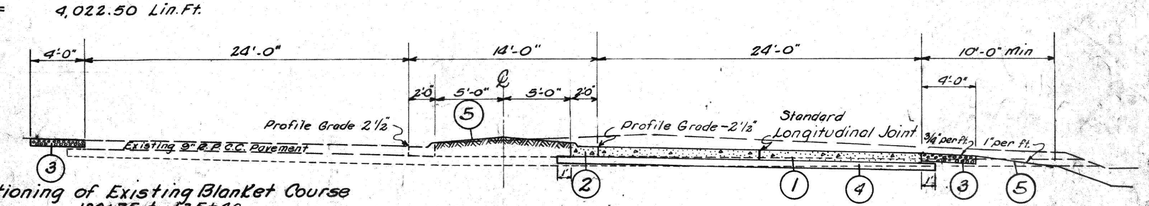

Stationing of Existing Blanket Course
120+75 to 135+40

Superelevated Curve to the Right

Schedule of Stationing

Sta. 120+75	to	Sta. 140+90.63	2,015.63	Lin. Ft.
* Sta. 217+14.66	to	Sta. 220+11.67	297.01	Lin. Ft.
		Total	2,312.64	Lin. Ft.

Note: Type 4 Curb & Gutter Modified to be constructed adjacent to right edge of pavement at locations and as per detail on Sheet No. 2

Standard Longitudinal Key Joints Without Dowels

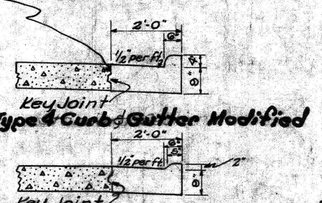

Type 4 Curb & Gutter Modified

Depressed Curb
Used at Drives and Mail-Box Turnouts.

CURB & GUTTER Type 4 (Mod.) Placed on Rt. Edge of Rt. Lane		
Station		Lin. Ft.
From	To	
19+50	26+70	720
81+00	91+68	1068
103+50	117+20	1370
131+50	156+06.6	2456.6
266+02	270+00	398.0
Total		6013.6

CURB & GUTTER DETAIL - TYPE 4 MODIFIED
Constructed Adjacent to Right Edge of Right Lane

1. T-71 9" Reinforced Portland Cement Concrete Pavement
2. I-12 Combination Curb and Gutter Type 4 Mod.
3. I-17 6" Side Approaches, Mail Box Turnouts and Berm Material. (Stabilized Berm)
4. SS-5 6" Classified Embankment Material (Mod.)
5. L-9 Seeding & Protecting Type "A"

*** NOTE :-**
Within the limits of the Stationing identified by the asterisk(*) the actual design varies in detail from that shown on the typical sections. This is due to the transition from a 14' median at Sta. 210+91.57 to a 4' median at Sta. 220+00. For details of construction between these Stations see "Merger Details" Sheet 25

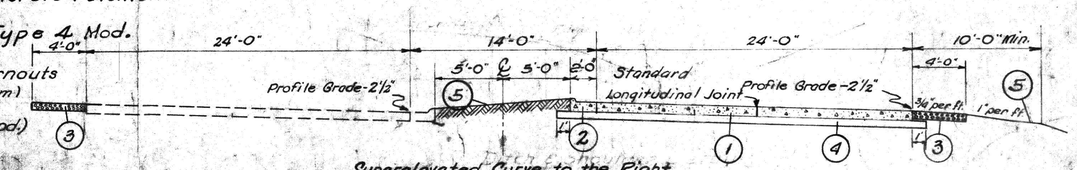

Superelevated Curve to the Right

Schedule of Stationing
Sta. 23+00 to Sta. 44+75 = 2175.00 Lin. Ft.