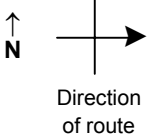


SPEED STUDY DATA SHEET

Date 10/02/06

County MUS

Municipality Muskingum County



Highway name & number 0005 (CLAY PIKE)

Street classification STANDARD RURAL

Log point	* **		PHYSICAL CONDITION										* **		TRAFFIC CONTROL DEVICES				SPEED		ACCIDENTS	Test Runs
																			85%	PACE		
4.2																						
4.1																						
4.0																						
3.9																						
3.8																						
3.7																						
3.6																						

R2-1-35



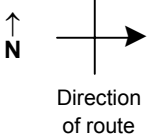
Edge of berm | 4 | 9 | Edge of pavement | 9 | 4 | Edge of berm

SPEED STUDY DATA SHEET

Date 10/02/06

County MUS

Municipality Muskingum County



Highway name & number 0005 (CLAY PIKE)

Street classification STANDARD RURAL

Log point	* **		PHYSICAL CONDITION										* **		TRAFFIC CONTROL DEVICES				SPEED		ACCIDENTS	Test Runs				
																							85%	PACE		
4.9																										
4.8													○													
4.7			○																							
4.6													○													
4.5			○										○													
4.4			○										○													
4.3			○										○													

W8-H17

W1-5R

R2-1-35

TR 389 (THREE TOWERS RD)
SPUR TO TR 389 (THREE TOWERS)



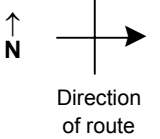
Edge of berm | 4 | 9 | Edge of pavement | 9 | 4 | Edge of berm

SPEED STUDY DATA SHEET

Date 10/02/06

County MUS

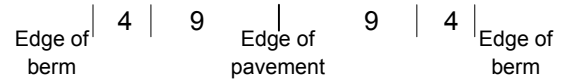
Municipality Muskingum County



Highway name & number 0005 (CLAY PIKE)

Street classification STANDARD RURAL

Log point	* **		PHYSICAL CONDITION						* **		TRAFFIC CONTROL DEVICES				SPEED		ACCIDENTS	Test Runs	
															85%	PACE			
5.6																			
5.5											W2-2	T							
5.4											W1-2L	T							
5.3											R-94/30Ton	T							
5.2											W5-3	T							
5.1											OM-3R	T							
5.0											OM-3L	T							

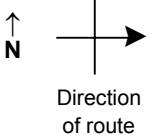


SPEED STUDY DATA SHEET

Date 10/02/06

County MUS

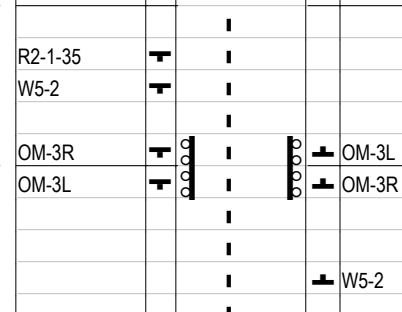
Municipality Muskingum County



Highway name & number 0005 (CLAY PIKE)

Street classification STANDARD RURAL

Log point	* **		PHYSICAL CONDITION										* **		TRAFFIC CONTROL DEVICES					SPEED		ACCIDENTS	Test Runs	
																		85%	PACE					
6.3																								
6.2																								
6.1																								
6.0																								
5.9																								
5.8							CR 22 (CLAY PIKE)																	
5.7																								



Edge of berm | 4 | 9 | Edge of pavement | 9 | 4 | Edge of berm