

SPEED STUDY DATA SHEET

Date 10/04/06

County MUS

Municipality Muskingum County

↑
N



Direction
of route

Highway name & number 0060 (DILLON HILLS RD)

Street classification STANDARD RURAL

Log point	* **	PHYSICAL CONDITION						* **	TRAFFIC CONTROL DEVICES			SPEED		ACCIDENTS	Test Runs
												85%	PACE		
0.6							○		-	-					
0.5			∩				○		-	-	R2-1-35				
0.4							○		-	-	-				
0.3			∩				○		-	-	-				
0.2							○		-	-	-				
0.1									-	-	-				
0.0			*				*		-	-	-				

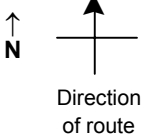
Edge of berm | 2 | 9 | Edge of pavement | 9 | 2 | Edge of berm

SPEED STUDY DATA SHEET

Date 10/04/06

County MUS

Municipality Muskingum County



Highway name & number 0060 (DILLON HILLS RD)

Street classification STANDARD RURAL

Log point	* **	PHYSICAL CONDITION										* **	TRAFFIC CONTROL DEVICES			SPEED		ACCIDENTS	Test Runs
																	85%		
1.3																			
1.2																			
1.1																			
1.0																			
0.9																			
0.8																			
0.7																			

SLED HILL / SKATE POND
FOUNDRY DRIVE

DILLON STATE PARK

DOCKRAY DR

PARK RD

R2-1-35

W11-3

R2-1-35

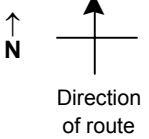
Edge of berm | 2 | 9 | Edge of pavement | 9 | 2 | Edge of berm

SPEED STUDY DATA SHEET

Date 10/04/06

County MUS

Municipality Muskingum County



Highway name & number 0060 (DILLON HILLS RD)

Street classification STANDARD RURAL

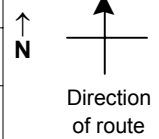
Log point	* **		PHYSICAL CONDITION										* **		TRAFFIC CONTROL DEVICES				SPEED		ACCIDENTS	Test Runs	
																		85%	PACE				
2.0																							
1.9																R1-1							
1.8																							
1.7																R2-1-35							
1.6																							
1.5																W11-3							
1.4																							

Edge of berm | 2 | 9 | Edge of pavement | 9 | 2 | Edge of berm

SPEED STUDY DATA SHEET

 Date 10/04/06

 County MUS

 Municipality Muskingum County

 Highway name & number 0060 (DILLON HILLS RD)

 Street classification STANDARD RURAL

Log point	* **		PHYSICAL CONDITION						* **		TRAFFIC CONTROL DEVICES			SPEED		ACCIDENTS	Test Runs
													85%	PACE			
2.7																	
2.6																	
2.5																	
2.4																	
2.3																	
2.2																	
2.1																	

Edge of berm | 2 | 9 | Edge of pavement | 9 | 2 | Edge of berm