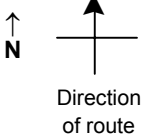


SPEED STUDY DATA SHEET

 Date 10/03/06

 County MUS

 Municipality Muskingum County

 Highway name & number 0191 (JACKSON RD)

 Street classification STANDARD RURAL

Log point	* **		PHYSICAL CONDITION												* **		TRAFFIC CONTROL DEVICES					SPEED		ACCIDENTS	Test Runs																
			85%	PACE																																					
0.6																																									
0.5																																									
0.4																																									
0.3																																									
0.2																																									
0.1																																									
0.0																																									

Edge of berm | 3 | 10 | Edge of pavement | 10 | 3 | Edge of berm

 Sheet 1 of 4 sheets

SPEED STUDY DATA SHEET

 Date 10/03/06

 County MUS

 Municipality Muskingum County

 ↑
N

 Direction
of route

 Highway name & number 0191 (JACKSON RD)

 Street classification STANDARD RURAL

Log point	*	**	PHYSICAL CONDITION					*	**	TRAFFIC CONTROL DEVICES			SPEED		ACCIDENTS	Test Runs
													85%	PACE		
1.3																
1.2																
1.1																
1.0																
0.9																
0.8																
0.7																

MICHELLE LN

R2-1-40

R2-1-40

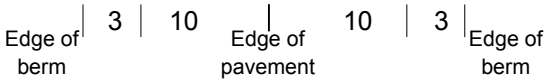
W2-1

W-203

W-203

W3-1A

W2-1



Sheet 2 of 4 sheets

SPEED STUDY DATA SHEET

 Date 10/03/06

 County MUS

 Municipality Muskingum County

 Highway name & number 0191 (JACKSON RD)

 Street classification STANDARD RURAL

 ↑
N

 ↑
Direction
of route

Log point	* **	PHYSICAL CONDITION						* **	TRAFFIC CONTROL DEVICES				SPEED		ACCIDENTS	Test Runs
													85%	PACE		
2.0						●										
1.9																
1.8				⌋	====	⌋		OM-3R	⌋				OM-3L			
1.7				×	+++++	×		OM-3L	⌋				OM-3R			
1.6		○						R2-1-40	⌋							
1.5		○											⌋	W10-1		
1.4		○														

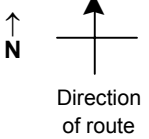
Edge of berm | 3 | 10 | Edge of pavement | 10 | 3 | Edge of berm

SPEED STUDY DATA SHEET

Date 10/03/06

County MUS

Municipality Muskingum County



Highway name & number 0191 (JACKSON RD)

Street classification STANDARD RURAL

Log point	*	**	PHYSICAL CONDITION										*	**	TRAFFIC CONTROL DEVICES				SPEED		ACCIDENTS	Test Runs	
			85%		PACE																		
2.7																							
2.6																							
2.5																							
2.4																							
2.3																							
2.2																							
2.1																							

CR 64 (NORFIELD RD)

R1-1

