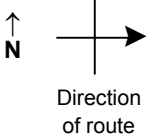


SPEED STUDY DATA SHEET

Date 09/26/06

County MUS

Municipality Muskingum County



Highway name & number 0216 (INTERNATIONAL RD)

Street classification STANDARD RURAL

Log point	* **		PHYSICAL CONDITION										* **		TRAFFIC CONTROL DEVICES				SPEED		ACCIDENTS	Test Runs
																	85%	PACE				
0.6			●																			
0.5																						
0.4																						
0.3																						
0.2																						
0.1																						
0.0																						

Edge of berm | 2 | 9 | Edge of pavement | 9 | 2 | Edge of berm

SPEED STUDY DATA SHEET

Date 09/26/06

County MUS

Municipality Muskingum County



Highway name & number 0216 (INTERNATIONAL RD)

Street classification STANDARD RURAL

Log point	*	**	PHYSICAL CONDITION								*	**	TRAFFIC CONTROL DEVICES				SPEED		ACCIDENTS	Test Runs
			85%		PACE															
1.3																				
1.2																				
1.1																				
1.0																				
0.9																				
0.8																				
0.7																				

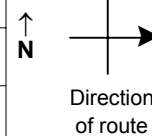
Edge of berm | 2 | 9
Edge of pavement | 9 | 2
Edge of berm

SPEED STUDY DATA SHEET

Date 09/26/06

County MUS

Municipality Muskingum County



Highway name & number 0216 (INTERNATIONAL RD)

Street classification STANDARD RURAL

Log point	*	**	PHYSICAL CONDITION						*	**	TRAFFIC CONTROL DEVICES			SPEED		ACCIDENTS	Test Runs
														85%	PACE		
2.0																	
1.9																	
1.8																	
1.7																	
1.6																	
1.5																	
1.4																	

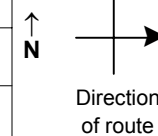
Edge of berm | 2 | 9 | Edge of pavement | 9 | 2 | Edge of berm

SPEED STUDY DATA SHEET

Date 09/26/06

County MUS

Municipality Muskingum County



Highway name & number 0216 (INTERNATIONAL RD)

Street classification STANDARD RURAL

Log point	* **	PHYSICAL CONDITION										* **	TRAFFIC CONTROL DEVICES				SPEED		ACCIDENTS	Test Runs
																	85%	PACE		
2.7																				
2.6																				
2.5																				
2.4												OM-3R	T			R1-1				
												OM-3L	T			OM-3L				
																OM-3R				
2.3																				
2.2																				
2.1																				

SR 340

Edge of berm | 2 | 9 | Edge of pavement | 9 | 2 | Edge of berm