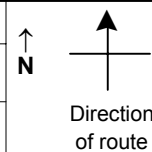


# SPEED STUDY DATA SHEET

Date 10/04/06

County MUS

Municipality Muskingum County



Highway name & number 0706 (N DRESDEN RD)

Street classification STANDARD RURAL

Log point	* **		PHYSICAL CONDITION										* **		TRAFFIC CONTROL DEVICES				SPEED		ACCIDENTS	Test Runs					
															85%	PACE											
			○													○	○										
			○													○	○										
0.6			○												○	○											
			○												○	○											
			○												●	○											
0.5			○												○	○											
			○												○	○											
			○												○	○											
0.4			○												○	○											
			○												○	○											
			○												○	○											
0.3			○												○	○											
			○												○	○											
			○												○	○											
0.2			○												○	○											
			○												○	○											
			○												○	○											
0.1			○												○	○											
			○												○	○											
			○												○	○											
0.0			○												○	○											

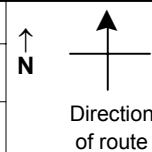
Edge of berm | 4 | 11 | Edge of pavement | 11 | 4 | Edge of berm

# SPEED STUDY DATA SHEET

Date 10/04/06

County MUS

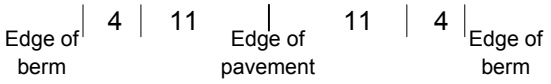
Municipality Muskingum County



Highway name & number 0706 (N DRESDEN RD)

Street classification STANDARD RURAL

Log point	* **		PHYSICAL CONDITION										* **		TRAFFIC CONTROL DEVICES			SPEED		ACCIDENTS	Test Runs	
																		85%	PACE			
1.3																						
1.2																						
1.1																						
1.0																						
0.9																						
0.8																						
0.7																						



# SPEED STUDY DATA SHEET

Date 10/04/06

County MUS

Municipality Muskingum County

↑  
N



Direction  
of route

Highway name & number 0706 (N DRESDEN RD)

Street classification STANDARD RURAL

Log point	*	**	PHYSICAL CONDITION								*	**	TRAFFIC CONTROL DEVICES				SPEED		ACCIDENTS	Test Runs
			85%		PACE															
2.0																				
1.9																				
1.8												M1-5-2 (16)								
												M6-1								
1.7												R1-1								
												M6-3								
												M1-5-2 (16)								
												M1-5-2 (16)								
												M2-1								
1.6																				
												W2-2								
1.5																				
1.4																				

SR 16

CR 616 (RAIDERS RD)

Edge of berm | 4 | 11 | Edge of pavement | 11 | 4 | Edge of berm