


Investing In Our Infrastructure



Muskingum County
November 13, 2013

Muskingum County Statistics

- Road Miles 530
- Bridges 415
- Townships 25
- Square Miles 670
- Population 86,074
- Parcels 64,129
- Total Staff 45
 - Highway 35
 - Office 10

Neighboring Counties

County	Miles	Highway Staff	Office Staff	Total Staff	Avg Mi/Hwy Emp
Coshocton	351	17	8	25	21
Fairfield	362	47	14	61	8
Guernsey	405	29	4	33	14
Licking	422	35	10	45	12
Morgan	345	18	4	22	19
Perry	320	24	8	32	13

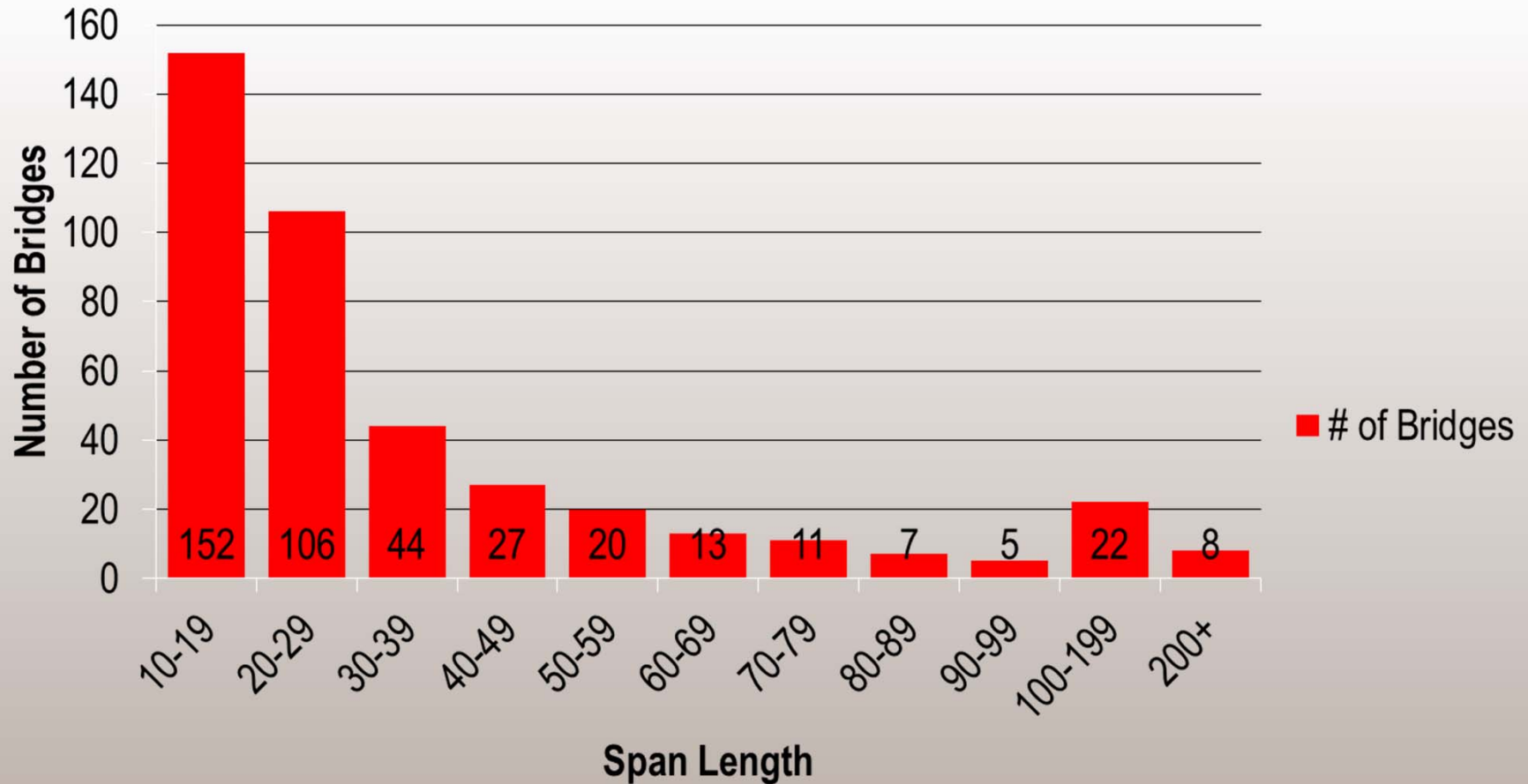
Muskingum County Infrastructure

- Infrastructure is aging exponentially, especially bridges.
- Revenues are stagnant.
- Material costs continue to rise.
- Additional revenue from federal and state sources are not anticipated into annual budget.

- 415 bridges over 10 feet in length
- Bridges are a long term investment into the county infrastructure, 30-50 years.
- Bridges are an essential link in the highway system.

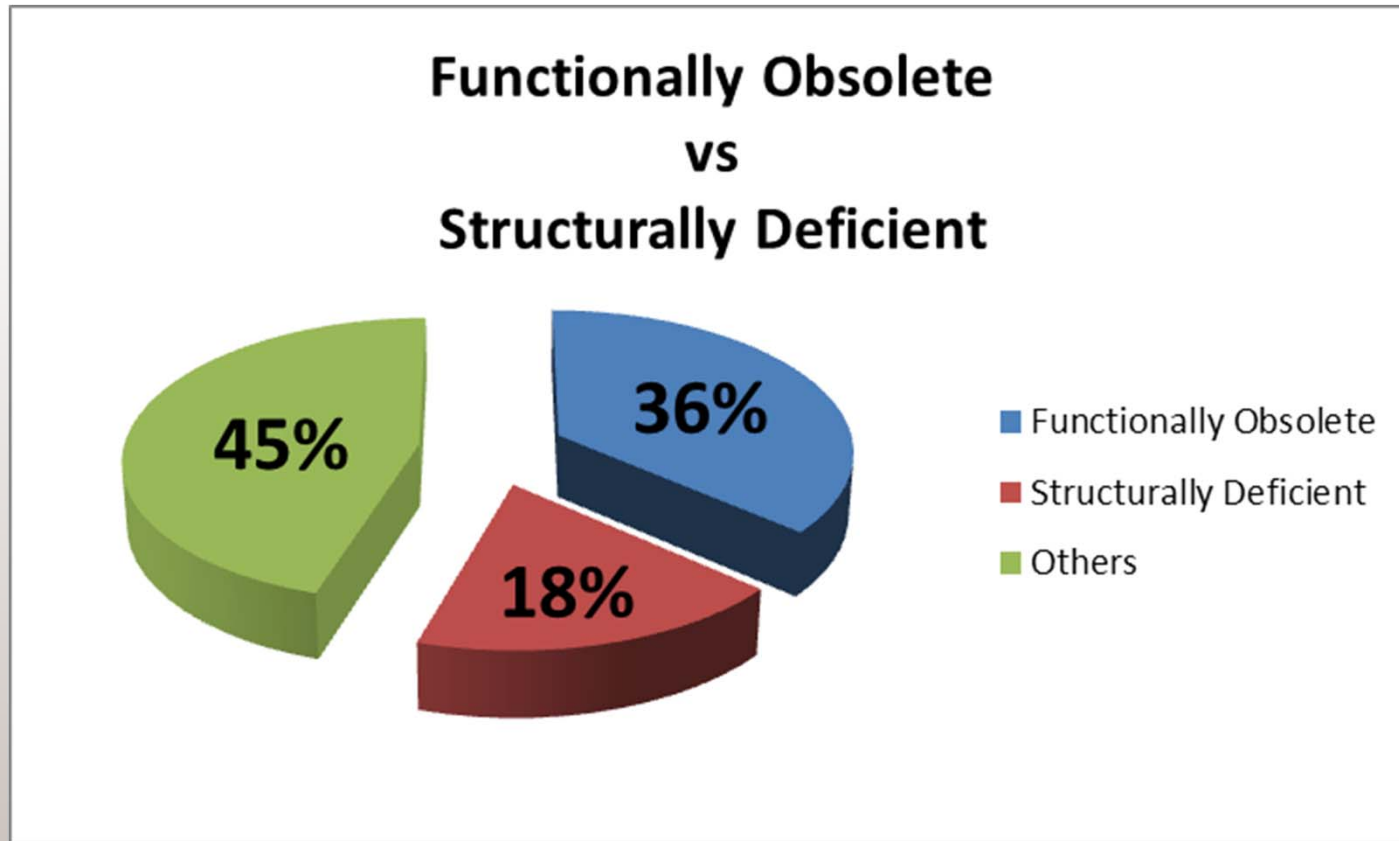
Muskingum County Bridge System

Number of Bridges vs Span Length



***223 bridges over 50 years old**

Muskingum County Bridge System



According to FHWA:





Functionally Obsolete:

Does not meet today's design standards.

Structurally Deficient:

A bridge that has weakened elements and/or is prone to flooding.

Okey Rd
Salt Creek Twp

WEIGHT LIMIT	
	7 T
	8 T
	8 T
	14 T

6032613 SFN

- No Buses
- Detour: 4 Miles




Cutler Lake Rd Salt Creek Twp



- Buses Permitted
- Detour: 6 Miles
- Access to state park




Boggs Rd
Perry Twp



- No Buses
- Detour: 2.5 Miles

Mollies Rock Rd Madison Twp



- No Buses
- Detour: 5 Miles



Repairs



- Bridge repairs can extend the life of a bridge structure.
- **Even if bridges are repaired, they still must be scheduled for replacement.**

Magnitude of Problem

\$11,349,000

Cost of in-house replacement for
92 weight limited bridges

- 10 year replacement plan:
 - 9 bridges would have to be completed a year.
 - \$1,134,900 per year.
- Historically, 3 bridges replaced per year.
 - Current funding would only permit 30 replacements.
 - 60 bridges behind in 10 years.

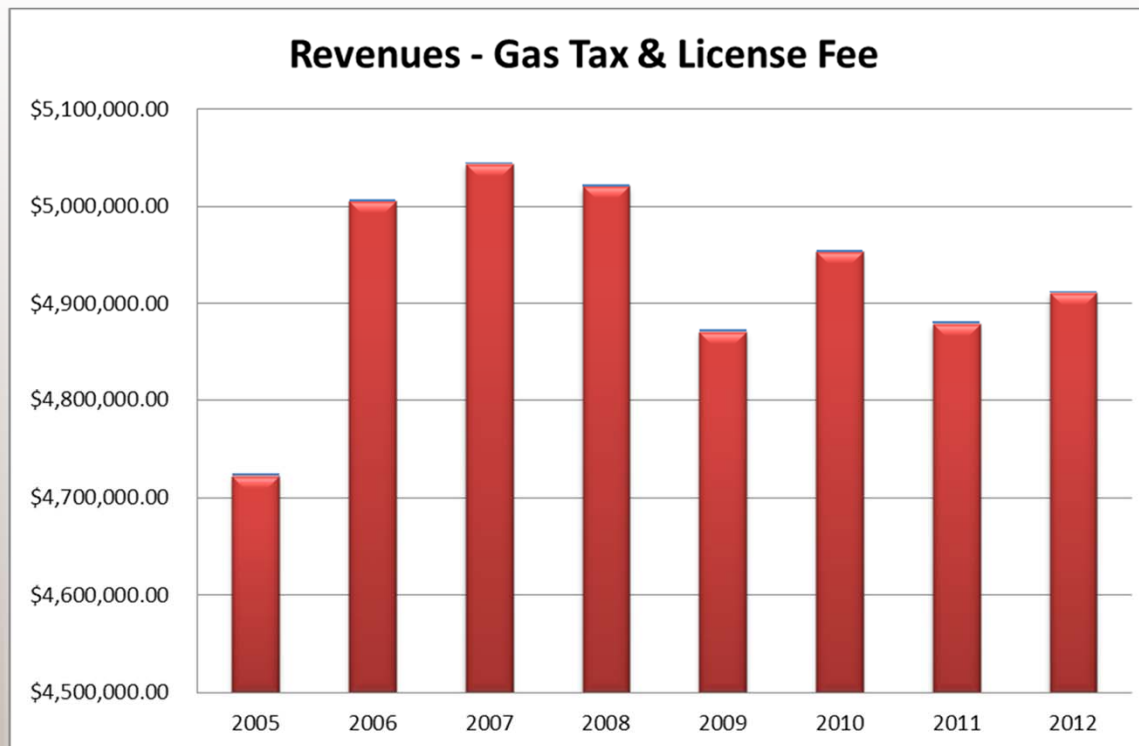
Sources of Income

Gasoline Tax and Vehicle License Fees



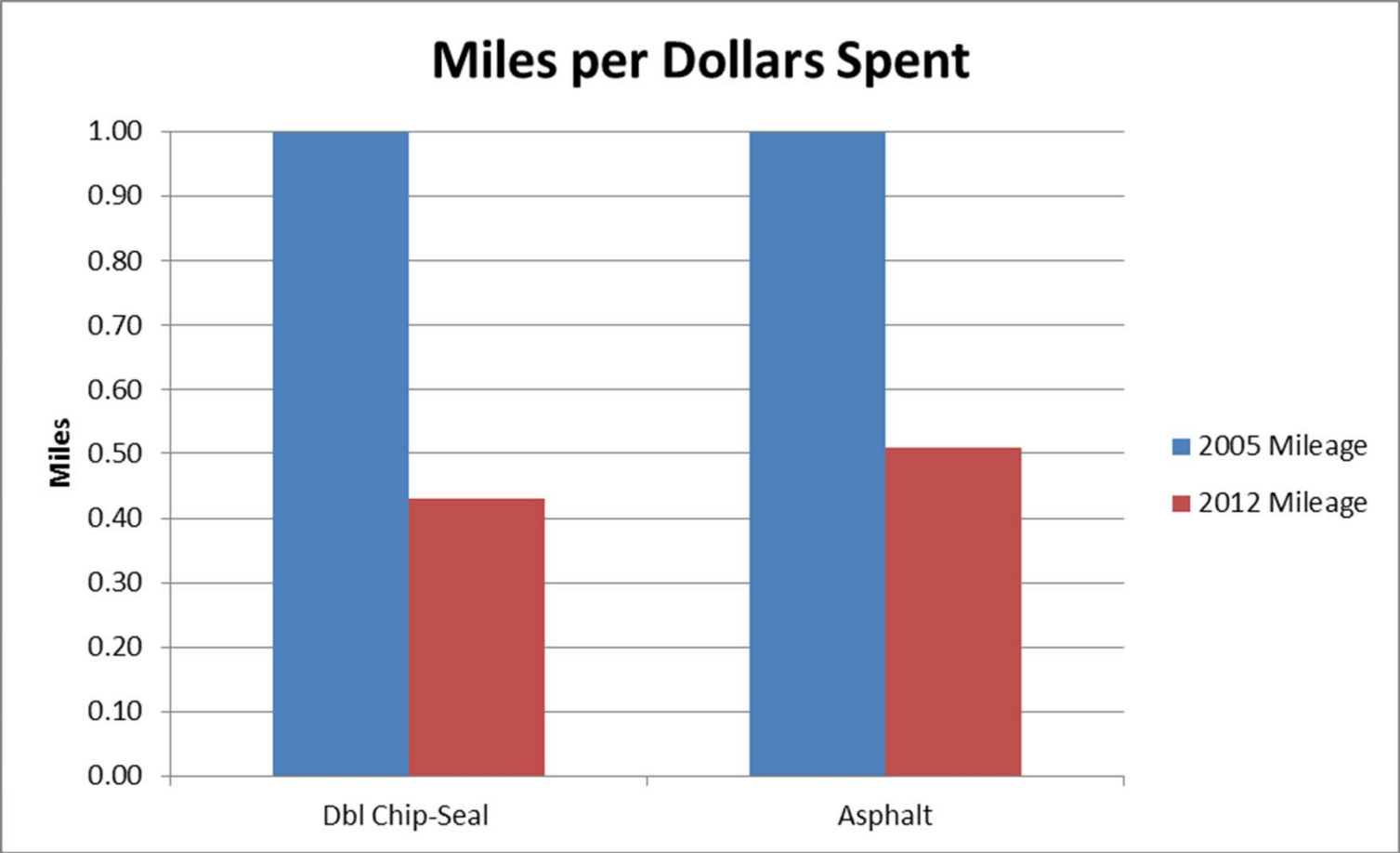
Revenues – Engineer’s Office

- Gas Tax Revenues since 2007: stagnant.
- License Fee Revenues since 2007: decreased 2%



- **Gas Tax has a very high potential to decrease in coming years due to greater fuel efficient vehicles and fewer miles traveled by motorists.**

Purchasing Power



	Dbl Chip-Seal	Asphalt
2005 Mileage	1.00	1.00
2012 Mileage	0.43	0.51

2005 & 2012 Cost Comparison

Emulsion Per Gallon: 114% Increase

Asphalt Per Ton: 65% Increase

Fuel Per Gallon: 90% Increase

Cost-Saving Methods

- Recycle concrete, rock, asphalt
 - No rip-rap purchased in four years.
- Firewood
- Collect wood chips
- Purchase or acquire used beams
- In-house engineering and inspections.
- In-house fleet repairs and fabrication

Funding Options

1. Do Nothing
2. Bridge Levy
3. Sales tax increase
4. License Plate Fee

Permissive Tax History

- First \$5.00 motor vehicle tax was enacted in 1968 by County Commissioners.
- Currently, this tax assists the county engineer with road maintenance and improvement projects throughout the county.
- Currently, the \$5.00 tax averages approximately \$300,000 per year.

Permissive Tax Proposal

- Supplement the current \$5.00 with a second and third \$5.00 fee, adding \$10.00 to county resident's motor vehicle license amount due.
- The tax would distribute as follows:
 - County: \$650,000
 - Townships: \$200,000
 - Municipalities/City: \$65,000

What will the money be used for?

- MCEO spends \$205,000 annually out of pocket on bridge repairs and replacements, which isn't enough
- Need \$1,134,900
- Repairs, maintenance, in-house replacements

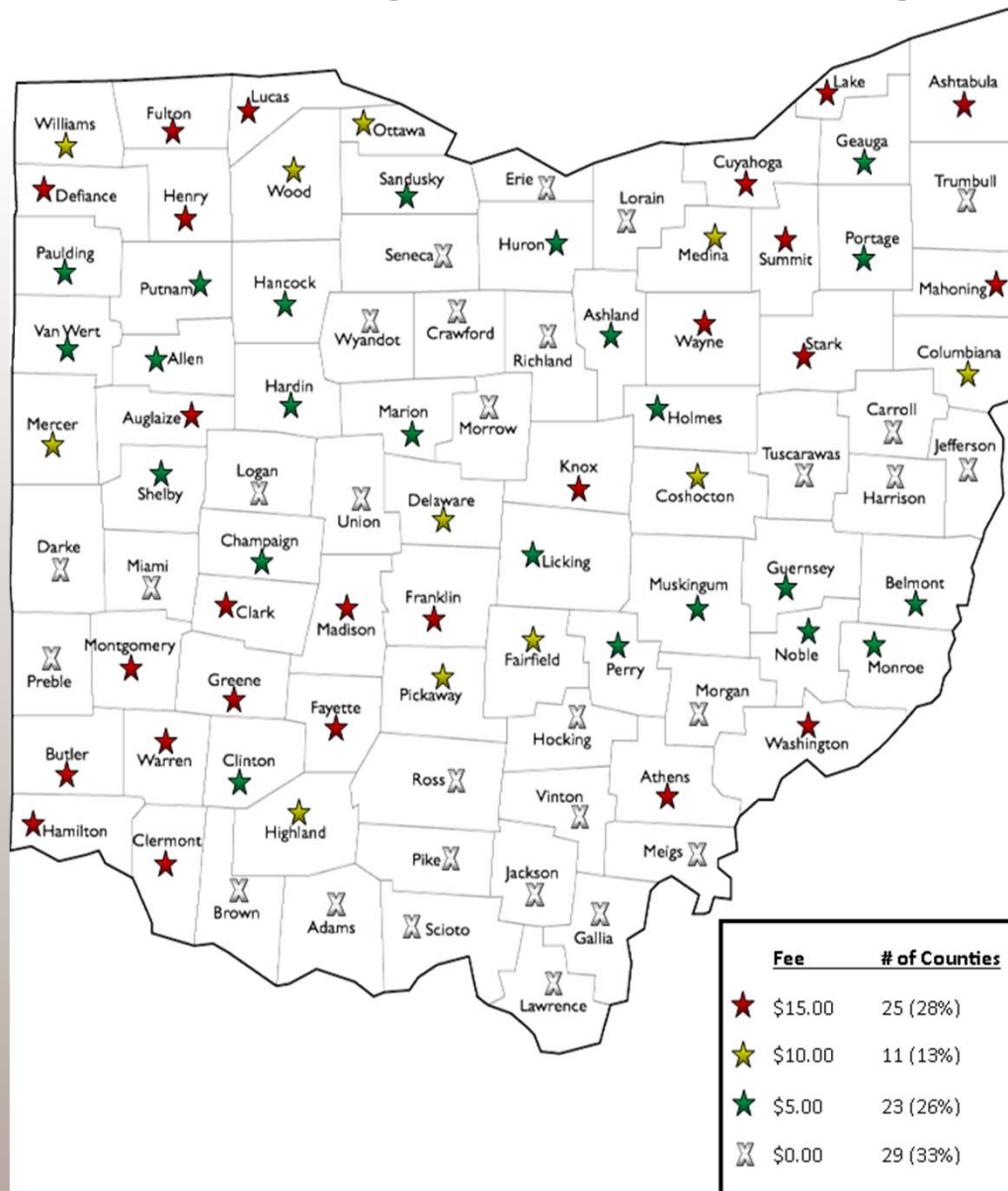
What are the neighbors doing?

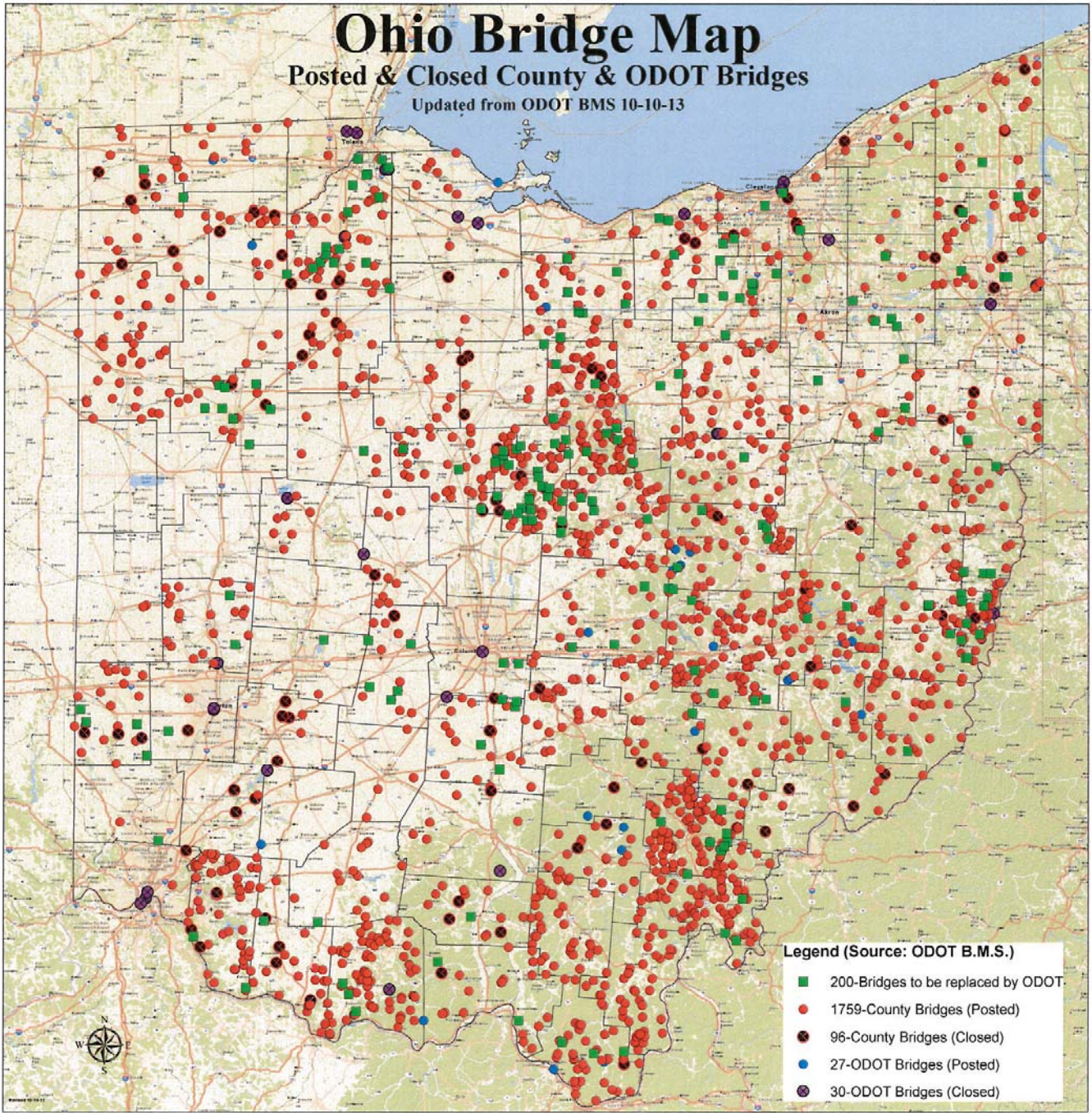
County	Permissive Fee	General Appraisal 4 and less
Delaware	\$10	4.8%
Fairfield	\$10	3.8%
Licking*	\$5 → \$10	19.1%
Muskingum	\$5	18.2%

- **Direct correlation between increased Permissive Fees and the quality of bridges.**

*Licking County recently approved additional \$5 license permissive fee and \$1 conveyance fee (\$11 total per vehicle, per year).

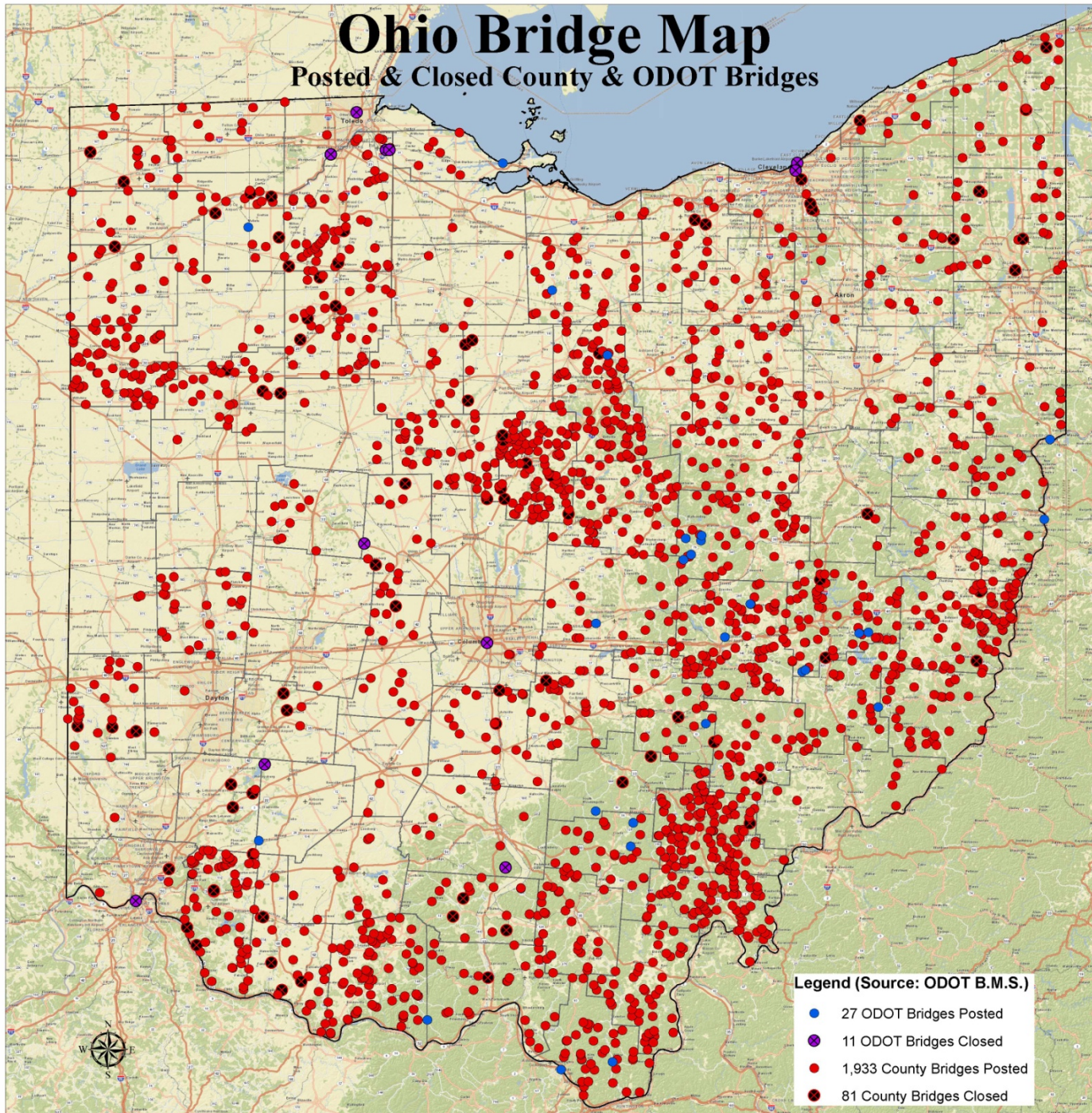
What are our neighbors doing?





Ohio Bridge Map

Posted & Closed County & ODOT Bridges



Questions