FED. RD. DIV. NO.	STATE	PROJECT	FISCAL YEAR	SHEET NO.
10	OHIO		1938	8 / 9

S.H. 344 - SEC DRESDEN (P.H.) & E (P.H.)
MUSKINGUM COUNTY.

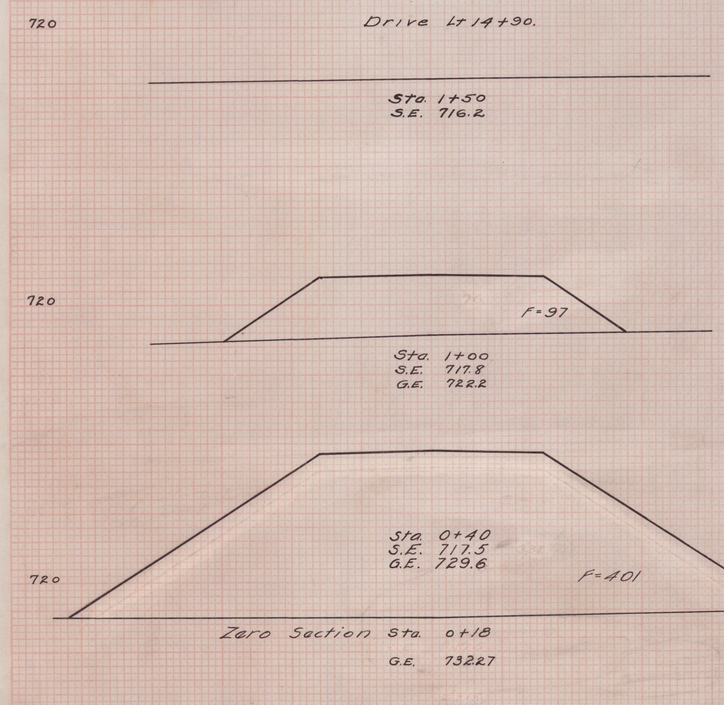

	End Area Cut	End Area Fill	Cu. Yds. Cut	Cu. Yds. Fill
	0	0		
			0	90
	0	97		
			0	553
	0	401		
			0	163
	0	0		
TOTAL			0	806

P.C. 14+71.21			D=4°27' Lt.		P.T. 24+12.41		
LEFT.			CENTER.		RIGHT.		
Berm Grade.	Add to Rt. Edge	Edge Grade.	Sta.	℄ Grade.	Edge Grade.	-From ℄ Grade.	Berm Grade.
735.46	0.00	735.79	12+01.21	735.89	735.79	0.10	735.46
735.26	0.02	735.53	12+25	735.61	735.51		735.17
735.07	0.07	735.27	12+50	735.30	735.20		734.85
734.88	0.15	735.01	12+75	734.96	734.86		734.51
734.69	0.27	734.76	13+00	734.59	734.49		734.13
734.50	0.42	734.50	13+25	734.18	734.08		733.72
734.32	0.60	734.25	13+50	733.75	733.65		733.28
734.07	0.75	733.94	13+75	733.29	733.19		732.82
733.76	0.86	733.56	14+00	732.80	732.70		732.32
733.40	0.94	733.13	14+25	732.29	732.19		731.80
733.00	0.99	732.67	14+50	731.78	731.68		731.29
732.65	1.00	732.25	14+71.21	731.35	731.25		730.85
732.58		732.18	14+75	731.28	731.18		730.78
732.07		731.67	15+00	730.77	730.67		730.27
731.56		731.16	15+25	730.26	730.16		729.76
731.06		730.66	15+50	729.76	729.66		729.26
730.57		730.17	15+75	729.27	729.17		728.77
730.12		729.72	16+00	728.82	728.72		728.32
729.72		729.32	16+25	728.42	728.32		727.92
729.37		728.97	16+50	728.07	727.97		727.57
729.05		728.65	16+75	727.75	727.65		727.25
728.77		728.37	17+00	727.47	727.37		726.97
728.54		728.14	17+25	727.24	727.14		726.74
728.35		727.95	17+50	727.05	726.95		726.55
728.20		727.80	17+75	726.90	726.80		726.40
728.09		727.69	18+00	726.79	726.69		726.29
728.03		727.63	18+25	726.73	726.63		726.23
728.01		727.61	18+50	726.71	726.61		726.21
728.01		727.61	18+75	726.71	726.61		726.21
728.01		727.61	19+00	726.71	726.61		726.21
728.01		727.61	19+25	726.71	726.61		726.21
728.01		727.61	19+50	726.71	726.61		726.21
728.01		727.61	19+75	726.71	726.61		726.21
728.01		727.61	20+00	726.71	726.61		726.21
728.01		727.61	20+25	726.71	726.61		726.21
728.01		727.61	20+50	726.71	726.61		726.21
728.01		727.61	20+75	726.71	726.61		726.21
728.00		727.60	21+00	726.70	726.60		726.20
727.98		727.58	21+25	726.68	726.58		726.18
727.94		727.54	21+50	726.64	726.54		726.14
727.88		727.48	21+75	726.58	726.48		726.08
727.81		727.41	22+00	726.51	726.41		726.01
727.72		727.32	22+25	726.42	726.32		725.92
727.61		727.21	22+50	726.31	726.21		725.81
727.49		727.09	22+75	726.19	726.09		725.69
727.35		726.95	23+00	726.05	725.95		725.55
727.22		726.82	23+25	725.92	725.82		725.42
727.09		726.69	23+50	725.79	725.69		725.29
726.96		726.56	23+75	725.66	725.56		725.16
726.83		726.43	24+00	725.53	725.43		725.03
726.77	1.00	726.37	24+12.41	725.47	725.37		724.97
726.65	0.99	726.29	24+25	725.40	725.30		724.90
726.41	0.96	726.12	24+50	725.26	725.16		724.77
726.15	0.89	725.92	24+75	725.13	725.03		724.65
725.85	0.79	725.69	25+00	725.00	724.90		724.53
725.51	0.65	725.42	25+25	724.87	724.77		724.40
725.14	0.48	725.12	25+50	724.74	724.64		724.28
724.78	0.32	724.83	25+75	724.61	724.51		724.15
724.45	0.19	724.57	26+00	724.48	724.38		724.03
724.16	0.09	724.34	26+25	724.35	724.25		723.91
723.89	0.03	724.14	26+50	724.21	724.11		723.77
723.67	0.00	723.98	26+75	724.08	723.98		723.65
723.61	0.00	723.94	26+82.41	724.04	723.94	0.10	723.61

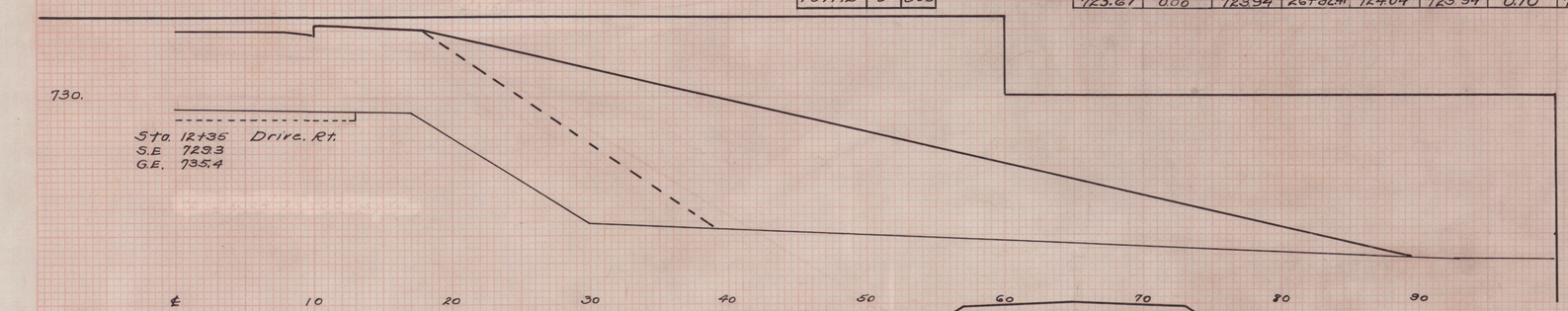

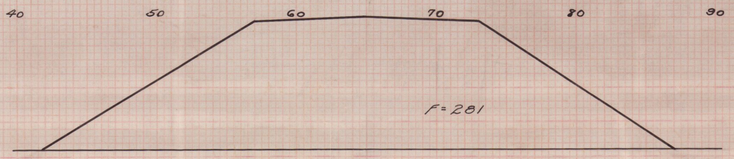

Zero Sections at 0+18 & 0+90

Sta. 0+39
S.E. 720.5
G.E. 730.1

	0+90	0+39	0+18	
End Area Cu. Yds. Fill		265	109	374
End Area Cu. Yds. Cut		0	0	0
End Area Fill	0	281	0	TOTAL
End Area Cut	0	0	0	

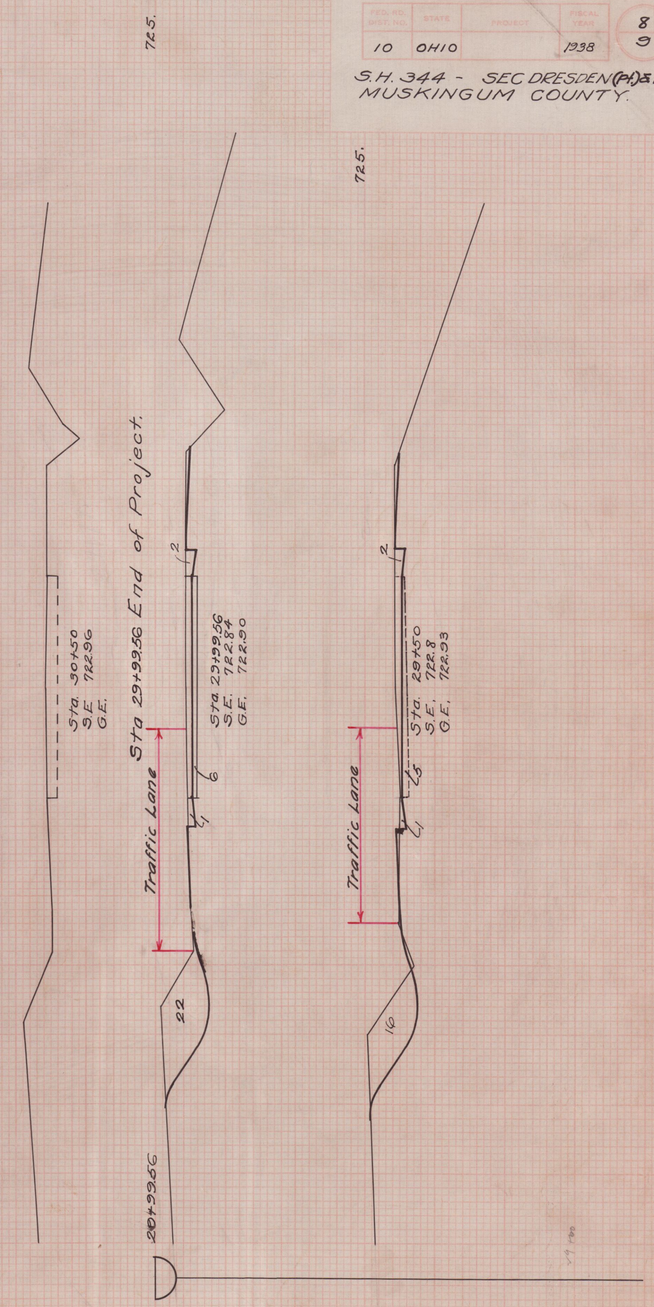

END AREA CU. YDS.						
Cut	Fill					
	20	0	Ahead	41	10	20	23
		0	Back			
		22 / 23	G	19	5	

29+50 – 30+50.